

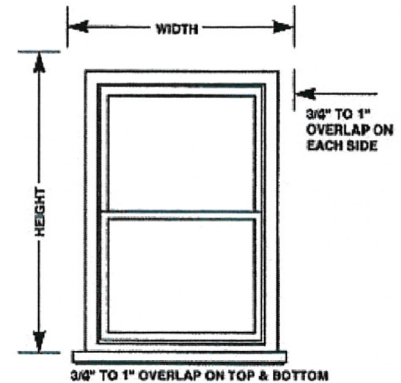
Easily create an ESTIMATE yourself

Step 1 Multiply the quantity by \$115.00

Step 2 Arched windows add \$20.00

Step 3 Smaller windows subtract \$25.00

Step 4 Larger windows add \$25.00



The Standard Window Size is (3'x5') 35"x60". This worksheet is based on this standard 3'x5' – most installed size window on homes and is usually located on all 4 sides and the 2nd story.

Larger windows can be found on the front and back sides and are mostly on the 1st floor.

Smaller windows are usually located on the sides and around entry areas.

No need to measure each window, simply identify a 3'x5' window and visibly compare the size of the other windows to smaller or larger.

An exact estimate cost to be provided at time of measurement, this quick estimate worksheet is to provide you an approximate cost.

QTY. # Windows _____ X \$115.00 = _____

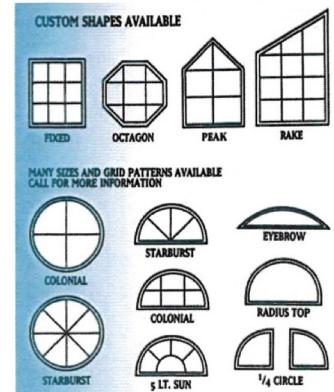
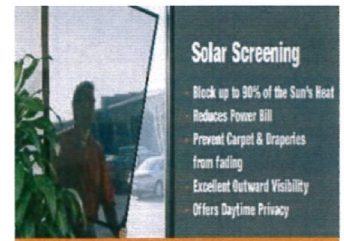
QTY. # Smaller _____ X -\$25.00 = _____

QTY. # Larger _____ X +\$25.00 = _____

QTY. # Arched _____ X +\$20.00 = _____

Discounts - Minus _____

Total Estimate Cost _____



Yard sign discount

Subtract - \$35.00

Less than 6 windows

Add \$25.00

Perfect Breeze Aluminum Screen Doors

Add \$325.00

PGT – Garage Door Solar Enclosures (1car) \$1695 (2car) \$2595.00

LifeStyle Garage Enclosure Add \$2595.00

Patio Enclosures quotes are provided on site

All Solar Window Screens are Phifer Suntex 90% - your choice of colors

1" x 5/16" Frames, mitered cut corners with corner inserts and 3/4" cross bars

(512)341-2665

info@SolarProtectionScreens.com

SolarProtectionScreens.com